

THE LONDON RESORT

The London Resort Development Consent Order

BC080001

Environmental Statement Volume 3: Figures

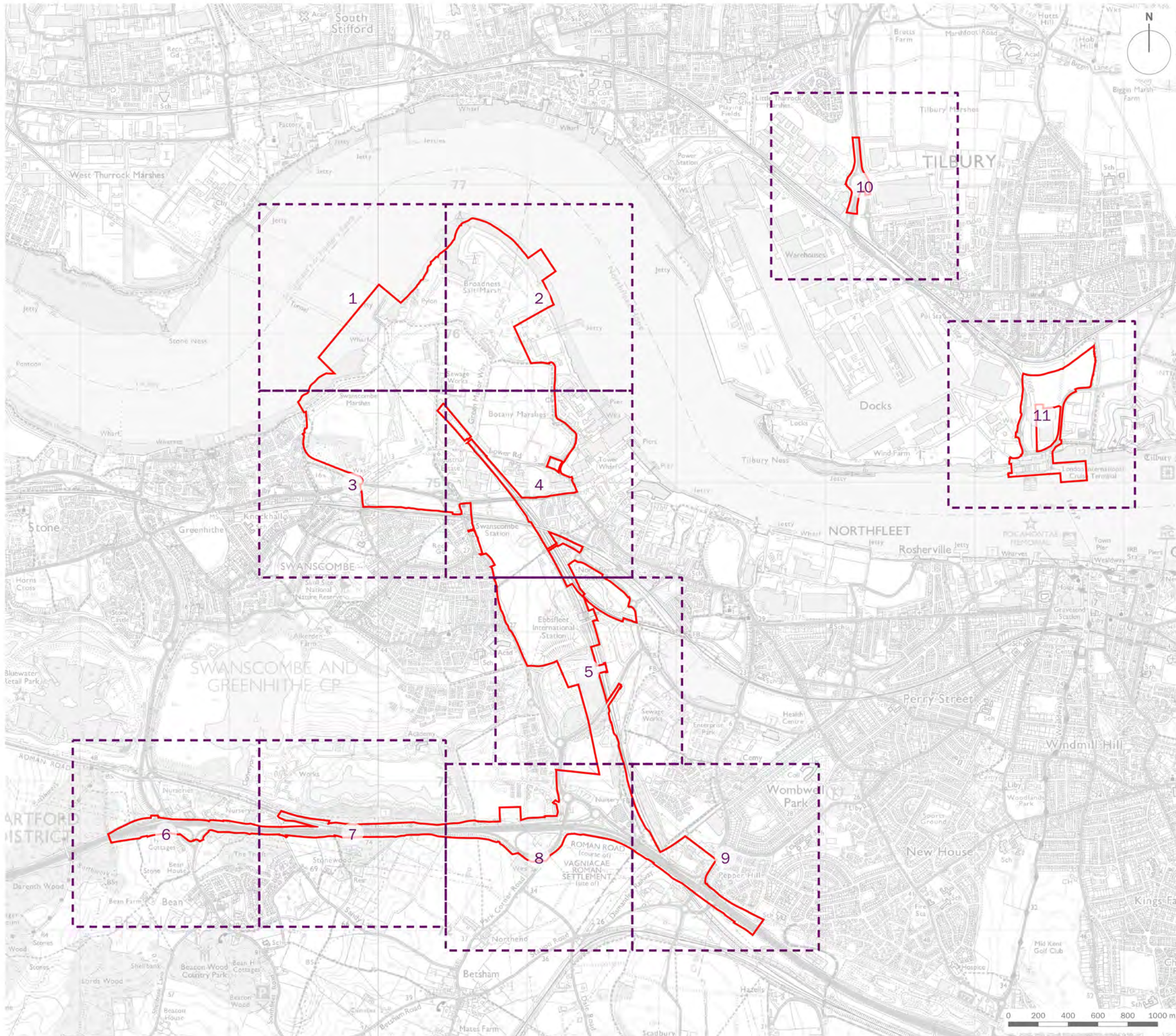
Figure 12.4 Extended Phase 1 Habitat Survey

Document reference: 6.3.12.4
Revision: 00

December 2020

Planning Act 2008
The Infrastructure Planning (Applications: Prescribed Forms and Procedure) Regulations 2009
Regulation 5(2)(a)
The Infrastructure Planning (Environmental Impact Assessment) Regulations 2017
Regulation 12(1)

[This page is intentionally left blank]



 Order Limits

client
London Resort Company Holdings Limited

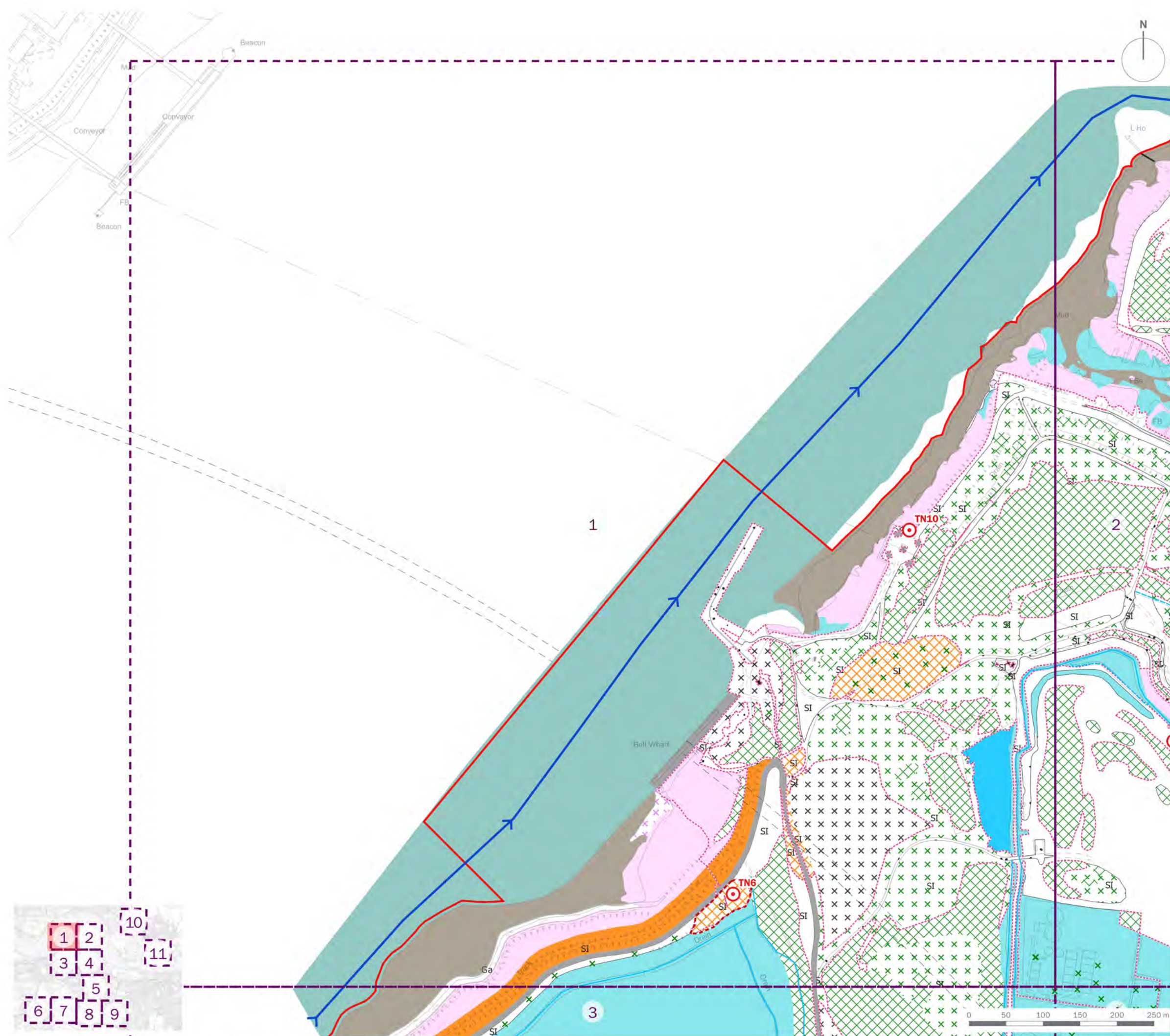
project title
The London Resort

drawing title
Figure 12.4: Extended Phase 1 Habitat Survey

date **17 DECEMBER 2020** drawn by **GY**
drawing number **edp5988_d054i** checked **JB**
scale **1:25,000 @ A3** QA **JTF**



Registered office: 01285 740427 - www.edp-uk.co.uk - info@edp-uk.co.uk



- Order Limits
- x Scattered Scrub
- Broadleaved Semi-natural Woodland
- Broadleaved Plantation Woodland
- Dense Continuous Scrub
- Tall Ruderal
- A Arable
- I Improved Grassland
- SI Poor Semi-improved Grassland
- SI Semi-improved Neutral Grassland
- SI Semi-improved Calcareous Grassland
- Matrix of Poor SI Grassland and Scattered Scrub
- Matrix of Poor SI Grassland and Tall Ruderal
- Matrix of Semi-improved Calcareous Grassland and Scattered Scrub
- A Amenity Grassland
- Amenity Shrub Planting
- Ephemeral/short Perennial
- Marshy Grassland
- Saltmarsh
- Scattered Saltmarsh Vegetation
- Ga Seaweed on Artificial Rocks
- Standing Water
- Moving Water (Tidal)
- Swamp
- Mud
- Marginal Vegetation
- Bare Ground
- Hardstanding
- Building
- Extent of Open Mosaic Habitat on Previously Developed Land
- Extent of Wetland Floodplain Mosaic (CFGM)
- Running Water (River Thames)
- River Ebbsfleet
- Wet Ditch
- - - Dry Ditch
- Fence
- Target Note

client
London Resort Company Holdings Limited

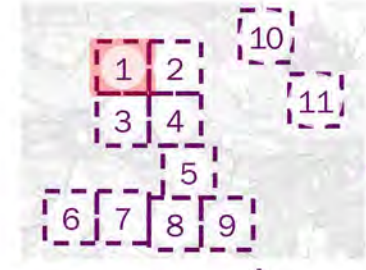
project title
The London Resort

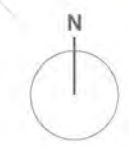
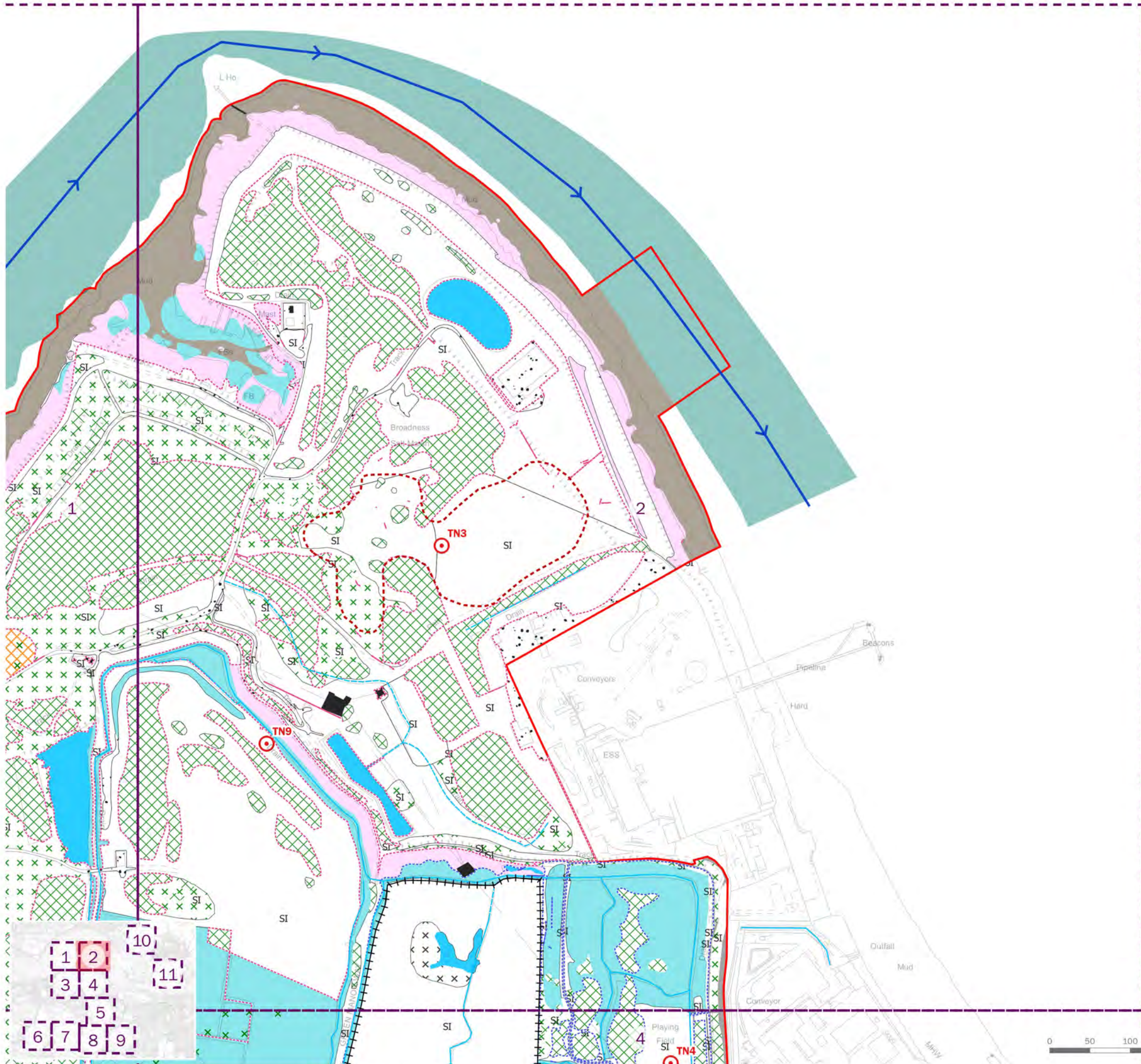
drawing title
Figure 12.4: Extended Phase 1 Habitat Survey (Sheet 1 of 11)

date	17 DECEMBER 2020	drawn by	GY
drawing number	edp5988_d054i	checked	JB
scale	1:5,000 @ A3	QA	JTF



Registered office: 01285 740427 · www.edp-uk.co.uk · info@edp-uk.co.uk





- Order Limits
- x Scattered Scrub
- Broadleaved Semi-natural Woodland
- Broadleaved Plantation Woodland
- Dense Continuous Scrub
- Tall Ruderal
- Arable
- Improved Grassland
- SI Poor Semi-improved Grassland
- SI Semi-improved Neutral Grassland
- SI Semi-improved Calcareous Grassland
- SI Matrix of Poor SI Grassland and Scattered Scrub
- SI Matrix of Poor SI Grassland and Tall Ruderal
- SI Matrix of Semi-improved Calcareous Grassland and Scattered Scrub
- A Amenity Grassland
- Amenity Shrub Planting
- Ephemeral/short Perennial
- Marshy Grassland
- Saltmarsh
- Scattered Saltmarsh Vegetation
- Ga Seaweed on Artificial Rocks
- Standing Water
- Moving Water (Tidal)
- Swamp
- Mud
- Marginal Vegetation
- Bare Ground
- Hardstanding
- Building
- Extent of Open Mosaic Habitat on Previously Developed Land
- Extent of Wetland Floodplain Mosaic (CFGM)
- Running Water (River Thames)
- River Ebbsfleet
- Wet Ditch
- Dry Ditch
- Fence
- Target Note

client
London Resort Company Holdings Limited

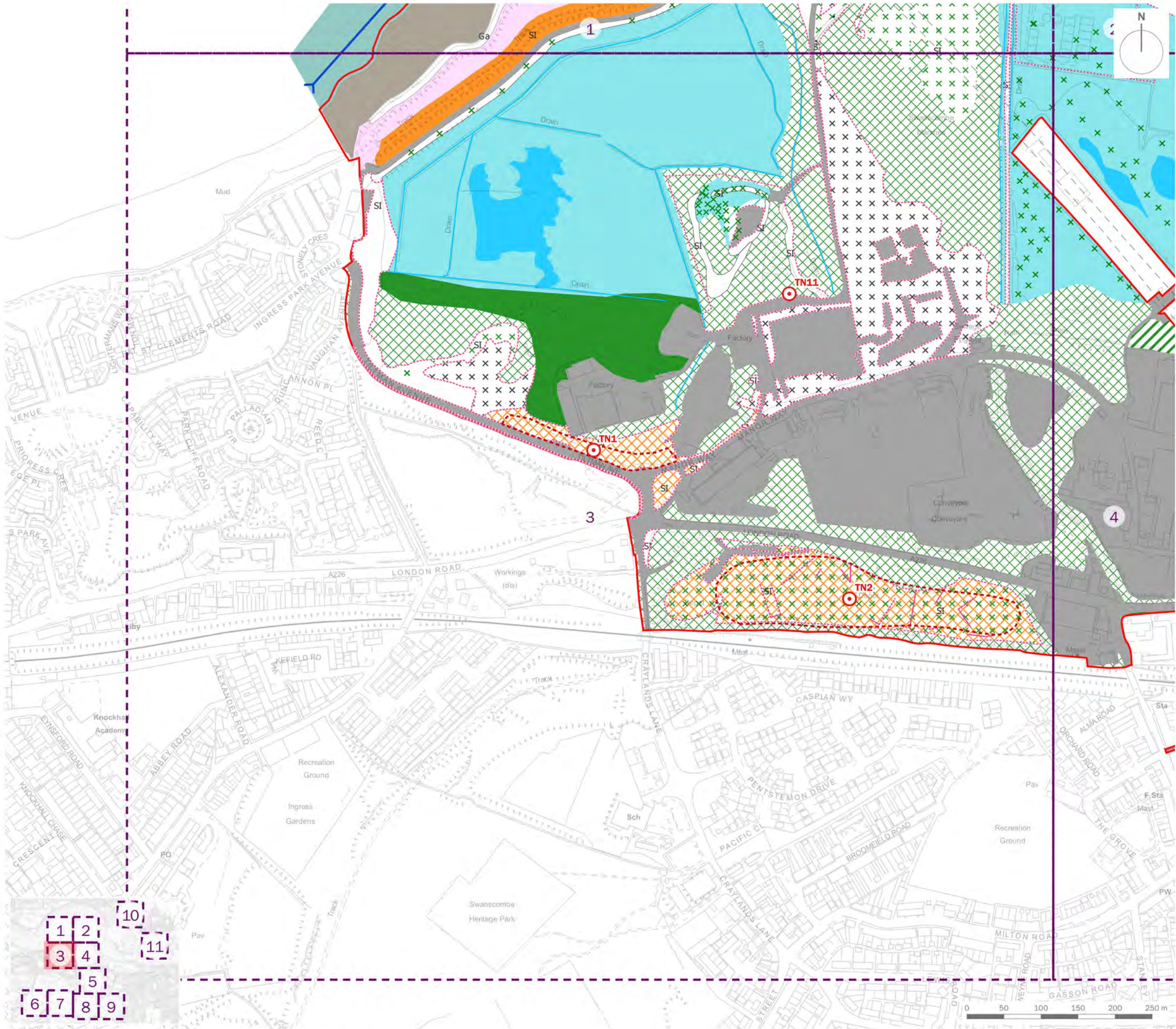
project title
The London Resort

drawing title
Figure 12.4: Extended Phase 1 Habitat Survey (Sheet 2 of 11)

date	17 DECEMBER 2020	drawn by	GY
drawing number	edp5988_d054I	checked	JB
scale	1:5,000 @ A3	QA	JTF



Registered office: 01285 740427 · www.edp-uk.co.uk · info@edp-uk.co.uk



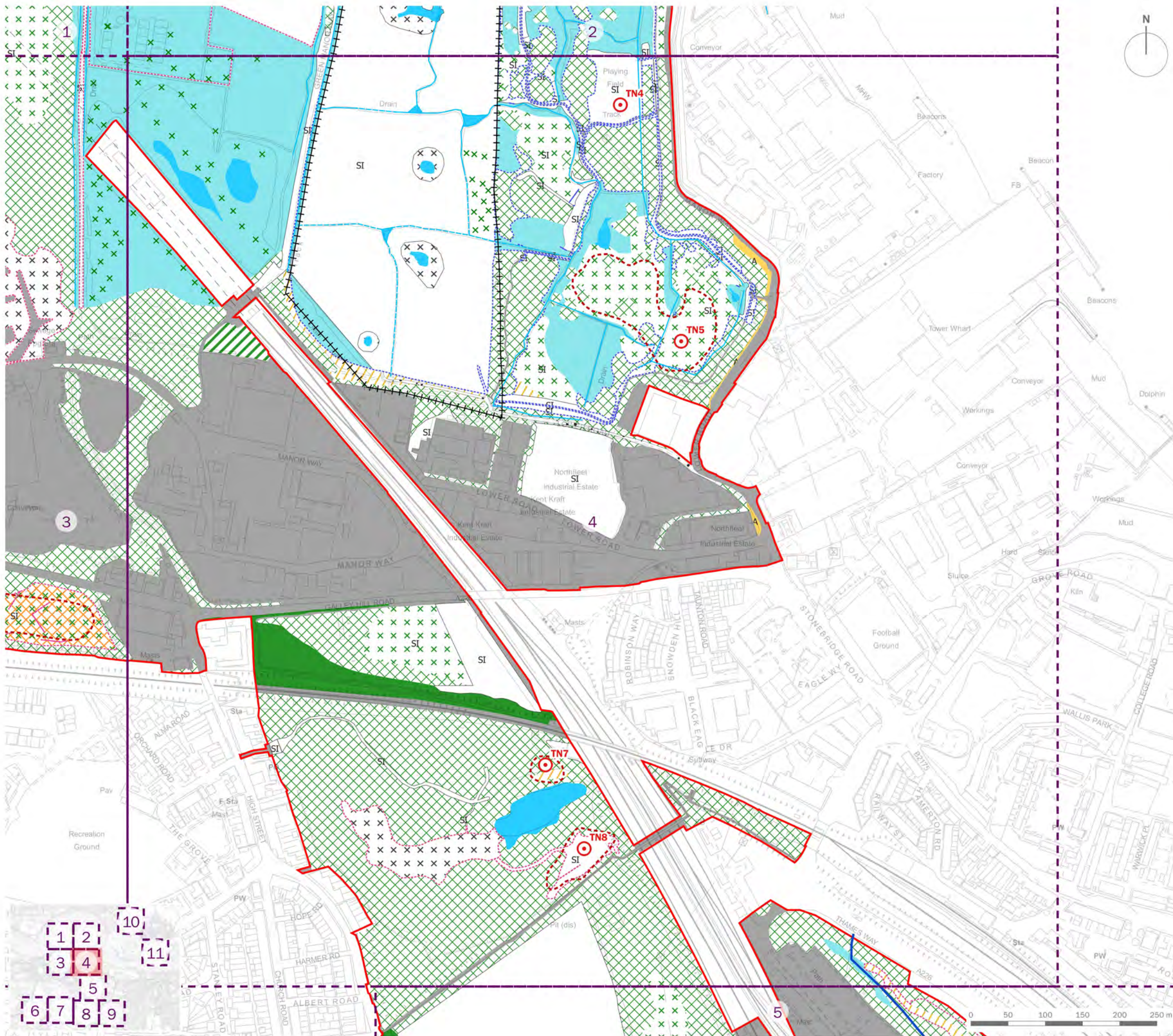
- Order Limits
- x Scattered Scrub
- Broadleaved Semi-natural Woodland
- Broadleaved Plantation Woodland
- Dense Continuous Scrub
- Tall Ruderal
- Arable
- Improved Grassland
- Poor Semi-improved Grassland
- Semi-improved Neutral Grassland
- Semi-improved Calcareous Grassland
- Matrix of Poor SI Grassland and Scattered Scrub
- Matrix of Poor SI Grassland and Tall Ruderal
- Matrix of Semi-improved Calcareous Grassland and Scattered Scrub
- Amenity Grassland
- Amenity Shrub Planting
- Ephemeral/short Perennial
- Marshy Grassland
- Saltmarsh
- Scattered Saltmarsh Vegetation
- Seaweed on Artificial Rocks
- Standing Water
- Moving Water (Tidal)
- Swamp
- Mud
- Marginal Vegetation
- Bare Ground
- Hardstanding
- Building
- Extent of Open Mosaic Habitat on Previously Developed Land
- Extent of Wetland Floodplain
- Mosaic (CFGM)
- Running Water (River Thames)
- River Ebbsfleet
- Wet Ditch
- Dry Ditch
- Fence
- Target Note

client
London Resort Company Holdings Limited

project title
The London Resort

drawing title
Figure 12.4: Extended Phase 1 Habitat Survey (Sheet 3 of 11)

date	17 DECEMBER 2020	drawn by	GY
drawing number	edp5988_d054i	checked	JB
scale	1:5,000 @ A3	QA	JTF



- Order Limits
- x Scattered Scrub
- Broadleaved Semi-natural Woodland
- Broadleaved Plantation Woodland
- Dense Continuous Scrub
- Tall Ruderal
- A Arable
- I Improved Grassland
- SI Poor Semi-improved Grassland
- SI Semi-improved Neutral Grassland
- SI Semi-improved Calcareous Grassland
- Matrix of Poor SI Grassland and Scattered Scrub
- Matrix of Poor SI Grassland and Tall Ruderal
- Matrix of Semi-improved Calcareous Grassland and Scattered Scrub
- A Amenity Grassland
- Amenity Shrub Planting
- Ephemeral/short Perennial
- Marshy Grassland
- Saltmarsh
- Scattered Saltmarsh Vegetation
- Ga Seaweed on Artificial Rocks
- Standing Water
- Moving Water (Tidal)
- Swamp
- Mud
- Marginal Vegetation
- Bare Ground
- Hardstanding
- Building
- Extent of Open Mosaic Habitat on Previously Developed Land
- Extent of Wetland Floodplain Mosaic (CFGM)
- Running Water (River Thames)
- River Ebbsfleet
- Wet Ditch
- Dry Ditch
- Fence
- Target Note

client
London Resort Company Holdings Limited

project title
The London Resort

drawing title
Figure 12.4: Extended Phase 1 Habitat Survey (Sheet 4 of 11)

date	17 DECEMBER 2020	drawn by	GY
drawing number	edp5988_d054I	checked	JB
scale	1:5,000 @ A3	QA	JTF



- Order Limits
- x Scattered Scrub
- Broadleaved Semi-natural Woodland
- Broadleaved Plantation Woodland
- Dense Continuous Scrub
- Tall Ruderal
- A Arable
- I Improved Grassland
- SI Poor Semi-improved Grassland
- SI Semi-improved Neutral Grassland
- SI Semi-improved Calcareous Grassland
- x Matrix of Poor SI Grassland and Scattered Scrub
- x Matrix of Poor SI Grassland and Tall Ruderal
- x Matrix of Semi-improved Calcareous Grassland and Scattered Scrub
- A Amenity Grassland
- A Amenity Shrub Planting
- x Ephemeral/short Perennial
- x Marshy Grassland
- x Saltmarsh
- x Scattered Saltmarsh Vegetation
- Ga Seaweed on Artificial Rocks
- Standing Water
- Moving Water (Tidal)
- Swamp
- Mud
- Marginal Vegetation
- Bare Ground
- Hardstanding
- Building
- x Extent of Open Mosaic Habitat on Previously Developed Land
- x Extent of Wetland Floodplain Mosaic (CFGM)
- Running Water (River Thames)
- River Ebbsfleet
- Wet Ditch
- Dry Ditch
- Fence
- x Target Note

client
London Resort Company Holdings Limited

project title
The London Resort

drawing title
Figure 12.4: Extended Phase 1 Habitat Survey (Sheet 5 of 11)

date **17 DECEMBER 2020** drawn by **GY**
drawing number **edp5988_d054i** checked **JB**
scale **1:5,000 @ A3** QA **JTF**



- Order Limits
- x Scattered Scrub
- Broadleaved Semi-natural Woodland
- Broadleaved Plantation Woodland
- Dense Continuous Scrub
- Tall Ruderal
- A Arable
- I Improved Grassland
- SI Poor Semi-improved Grassland
- SI Semi-improved Neutral Grassland
- SI Semi-improved Calcareous Grassland
- SI Matrix of Poor SI Grassland and Scattered Scrub
- SI Matrix of Poor SI Grassland and Tall Ruderal
- SI Matrix of Semi-improved Calcareous Grassland and Scattered Scrub
- A Amenity Grassland
- A Amenity Shrub Planting
- x x x x Ephemeral/short Perennial
- Marshy Grassland
- Saltmarsh
- x x x x Scattered Saltmarsh Vegetation
- Ga Seaweed on Artificial Rocks
- Standing Water
- Moving Water (Tidal)
- Swamp
- Mud
- Marginal Vegetation
- . Bare Ground
- Hardstanding
- Building
- Extent of Open Mosaic Habitat on Previously Developed Land
- Extent of Wetland Floodplain Mosaic (CFGM)
- Running Water (River Thames)
- River Ebbsfleet
- Wet Ditch
- Dry Ditch
- Fence
- ⊙ Target Note

client
London Resort Company Holdings Limited

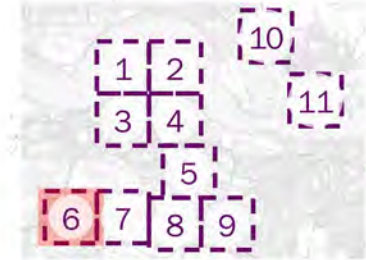
project title
The London Resort

drawing title
Figure 12.4: Extended Phase 1 Habitat Survey (Sheet 6 of 11)

date	17 DECEMBER 2020	drawn by	GY
drawing number	edp5988_d054I	checked	JB
scale	1:5,000 @ A3	QA	JTF



Registered office: 01285 740427 · www.edp-uk.co.uk · info@edp-uk.co.uk





- Order Limits
- x Scattered Scrub
- Broadleaved Semi-natural Woodland
- Broadleaved Plantation Woodland
- Dense Continuous Scrub
- Tall Ruderal
- A Arable
- I Improved Grassland
- SI Poor Semi-improved Grassland
- SI Semi-improved Neutral Grassland
- SI Semi-improved Calcareous Grassland
- Matrix of Poor SI Grassland and Scattered Scrub
- Matrix of Poor SI Grassland and Tall Ruderal
- Matrix of Semi-improved Calcareous Grassland and Scattered Scrub
- A Amenity Grassland
- Amenity Shrub Planting
- Ephemeral/short Perennial
- Marshy Grassland
- Saltmarsh
- Scattered Saltmarsh Vegetation
- Ga Seaweed on Artificial Rocks
- Standing Water
- Moving Water (Tidal)
- Swamp
- Mud
- Marginal Vegetation
- Bare Ground
- Hardstanding
- Building
- Extent of Open Mosaic Habitat on Previously Developed Land
- Extent of Wetland Floodplain Mosaic (CFGM)
- Y Running Water (River Thames)
- | River Ebbsfleet
- | Wet Ditch
- - - Dry Ditch
- + + + + + Fence
- Target Note

client
London Resort Company Holdings Limited

project title
The London Resort

drawing title
Figure 12.4: Extended Phase 1 Habitat Survey (Sheet 7 of 11)

date	17 DECEMBER 2020	drawn by	GY
drawing number	edp5988_d054I	checked	JB
scale	1:5,000 @ A3	QA	JTF



Registered office: 01285 740427 · www.edp-uk.co.uk · info@edp-uk.co.uk




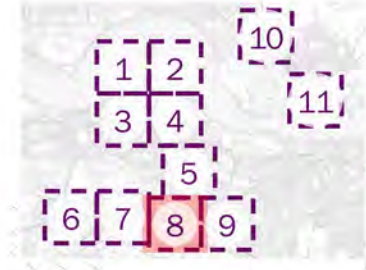
- Order Limits
- x Scattered Scrub
- Broadleaved Semi-natural Woodland
- Broadleaved Plantation Woodland
- Dense Continuous Scrub
- Tall Ruderal
- A Arable
- I Improved Grassland
- SI Poor Semi-improved Grassland
- SI Semi-improved Neutral Grassland
- SI Semi-improved Calcareous Grassland
- Matrix of Poor SI Grassland and Scattered Scrub
- Matrix of Poor SI Grassland and Tall Ruderal
- Matrix of Semi-improved Calcareous Grassland and Scattered Scrub
- A Amenity Grassland
- Amenity Shrub Planting
- Ephemeral/short Perennial
- Marshy Grassland
- Saltmarsh
- Scattered Saltmarsh Vegetation
- Ga Seaweed on Artificial Rocks
- Standing Water
- Moving Water (Tidal)
- Swamp
- Mud
- Marginal Vegetation
- Bare Ground
- Hardstanding
- Building
- Extent of Open Mosaic Habitat on Previously Developed Land
- Extent of Wetland Floodplain Mosaic (CFGM)
- Running Water (River Thames)
- River Ebbsfleet
- Wet Ditch
- - - Dry Ditch
- + + + + + Fence
- Target Note

client
London Resort Company Holdings Limited

project title
The London Resort

drawing title
Figure 12.4: Extended Phase 1 Habitat Survey (Sheet 8 of 11)

date	17 DECEMBER 2020	drawn by	GY
drawing number	edp5988_d054I	checked	JB
scale	1:5,000 @ A3	QA	JTF





- Order Limits
- x Scattered Scrub
- Broadleaved Semi-natural Woodland
- Broadleaved Plantation Woodland
- Dense Continuous Scrub
- Tall Ruderal
- Arable
- Improved Grassland
- SI Poor Semi-improved Grassland
- SI Semi-improved Neutral Grassland
- SI Semi-improved Calcareous Grassland
- Matrix of Poor SI Grassland and Scattered Scrub
- Matrix of Poor SI Grassland and Tall Ruderal
- Matrix of Semi-improved Calcareous Grassland and Scattered Scrub
- A Amenity Grassland
- Amenity Shrub Planting
- Ephemeral/short Perennial
- Marshy Grassland
- Saltmarsh
- Scattered Saltmarsh Vegetation
- Ga Seaweed on Artificial Rocks
- Standing Water
- Moving Water (Tidal)
- Swamp
- Mud
- Marginal Vegetation
- Bare Ground
- Hardstanding
- Building
- Extent of Open Mosaic Habitat on Previously Developed Land
- Extent of Wetland Floodplain Mosaic (CFGM)
- Y Running Water (River Thames)
- | River Ebbsfleet
- Wet Ditch
- Dry Ditch
- Fence
- Target Note

client
London Resort Company Holdings Limited

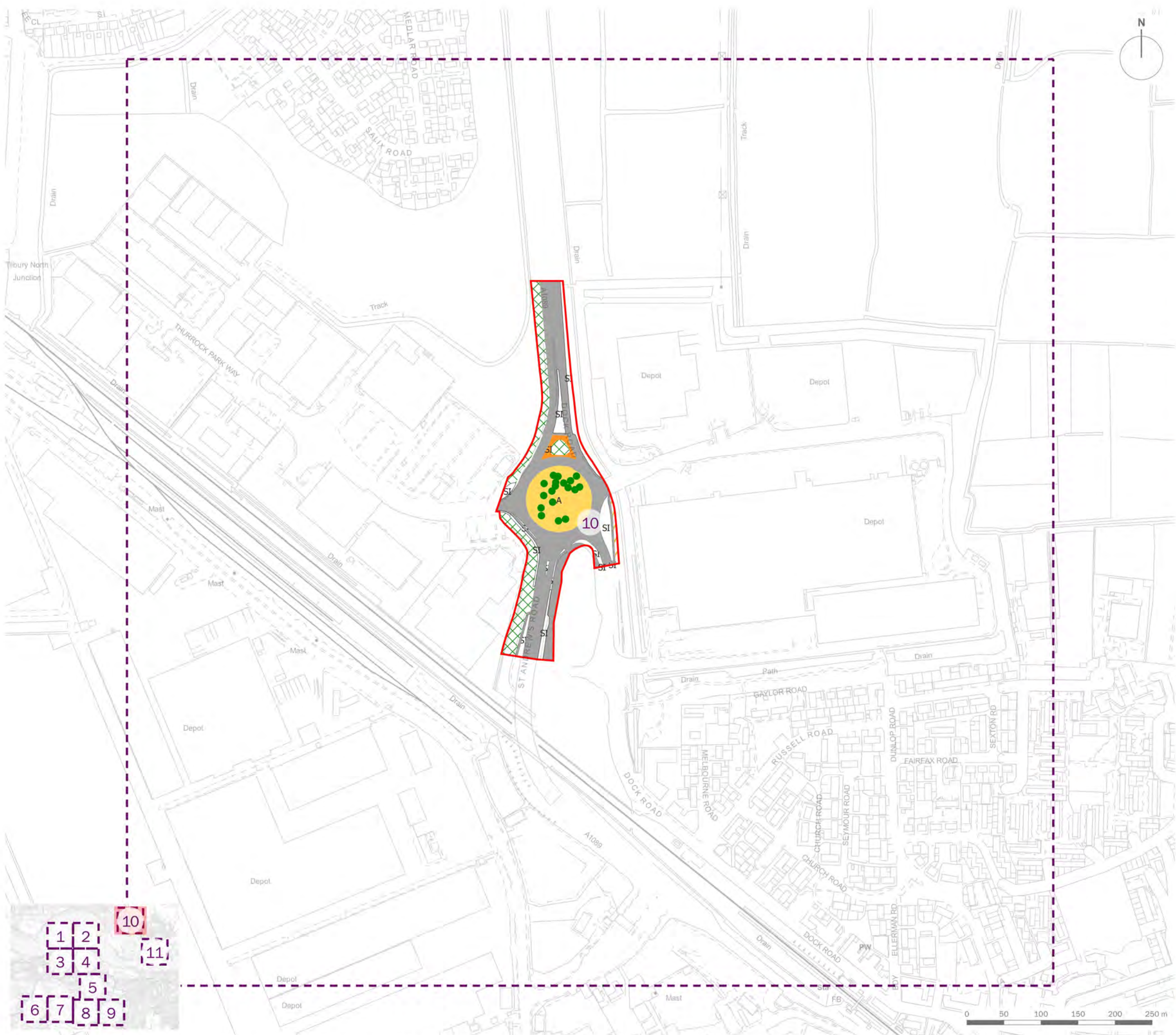
project title
The London Resort

drawing title
Figure 12.4: Extended Phase 1 Habitat Survey (Sheet 9 of 11)

date **17 DECEMBER 2020** drawn by **GY**
drawing number **edp5988_d054I** checked **JB**
scale **1:5,000 @ A3** QA **JTF**



Registered office: 01285 740427 · www.edp-uk.co.uk · info@edp-uk.co.uk



- Order Limits
- x Scattered Scrub
- Broadleaved Semi-natural Woodland
- Broadleaved Plantation Woodland
- Dense Continuous Scrub
- Tall Ruderal
- A Arable
- I Improved Grassland
- SI Poor Semi-improved Grassland
- SI Semi-improved Neutral Grassland
- SI Semi-improved Calcareous Grassland
- Matrix of Poor SI Grassland and Scattered Scrub
- Matrix of Poor SI Grassland and Tall Ruderal
- Matrix of Semi-improved Calcareous Grassland and Scattered Scrub
- A Amenity Grassland
- Amenity Shrub Planting
- Ephemeral/short Perennial
- Marshy Grassland
- Saltmarsh
- Scattered Saltmarsh Vegetation
- Ga Seaweed on Artificial Rocks
- Standing Water
- Moving Water (Tidal)
- Swamp
- Mud
- Marginal Vegetation
- Bare Ground
- Hardstanding
- Building
- Extent of Open Mosaic Habitat on Previously Developed Land
- Extent of Wetland Floodplain Mosaic (CFGM)
- Running Water (River Thames)
- River Ebbsfleet
- Wet Ditch
- Dry Ditch
- Fence
- Target Note

client
London Resort Company Holdings Limited

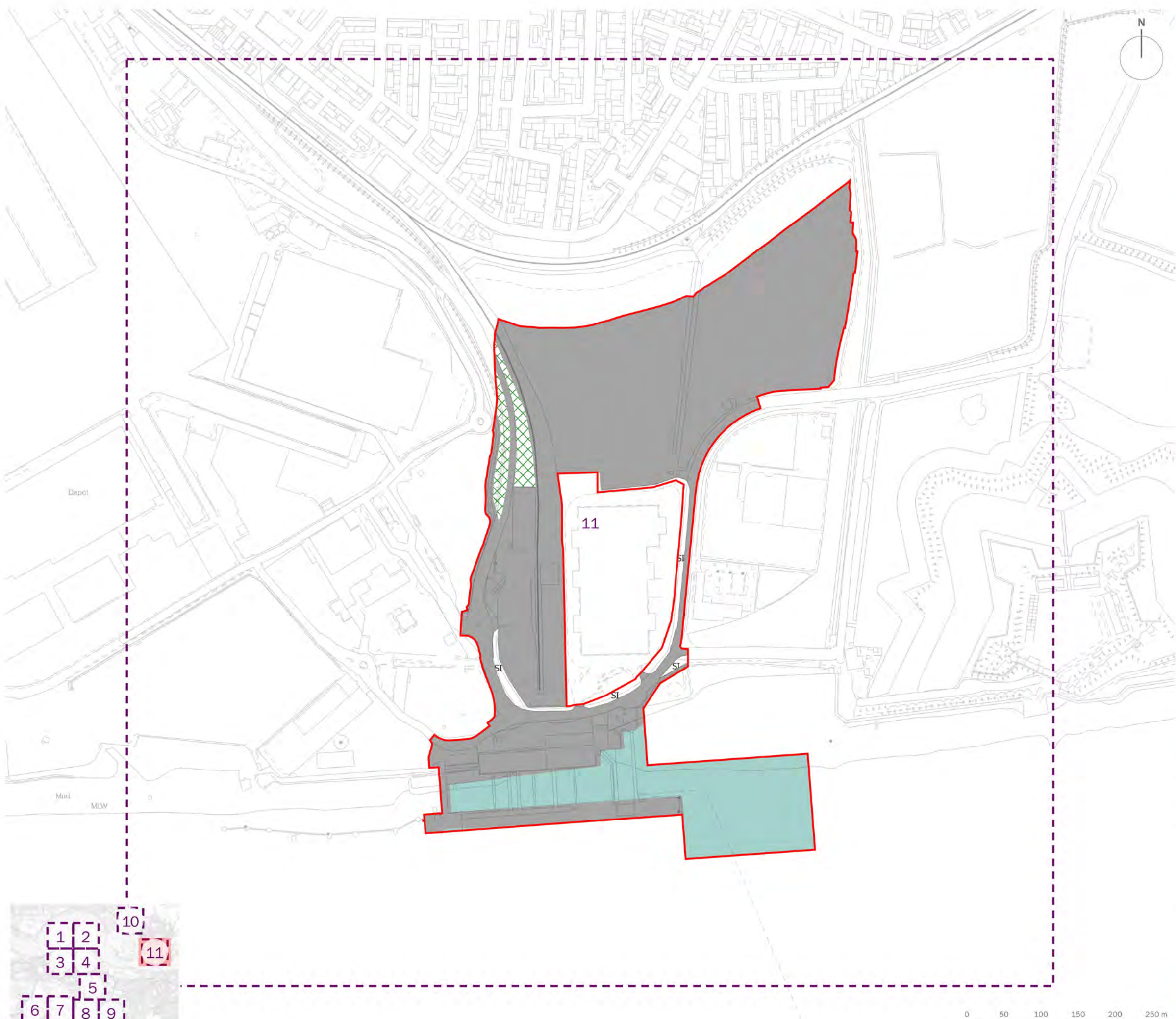
project title
The London Resort

drawing title
Figure 12.4: Extended Phase 1 Habitat Survey (Sheet 10 of 11)

date	17 DECEMBER 2020	drawn by	GY
drawing number	edp5988_d054I	checked	JB
scale	1:5,000 @ A3	QA	JTF



Registered office: 01285 740427 · www.edp-uk.co.uk · info@edp-uk.co.uk



- Order Limits
- x Scattered Scrub
- Broadleaved Semi-natural Woodland
- Broadleaved Plantation Woodland
- Dense Continuous Scrub
- Tall Ruderal
- A** Arable
- I** Improved Grassland
- SI Poor Semi-improved Grassland
- Semi-improved Neutral Grassland
- Semi-improved Calcareous Grassland
- Matrix of Poor SI Grassland and Scattered Scrub
- Matrix of Poor SI Grassland and Tall Ruderal
- Matrix of Semi-improved Calcareous Grassland and Scattered Scrub
- A** Amenity Grassland
- Amenity Shrub Planting
- Ephemeral/short Perennial
- Marshy Grassland
- Saltmarsh
- Scattered Saltmarsh Vegetation
- Ga Seaweed on Artificial Rocks
- Standing Water
- Moving Water (Tidal)
- Swamp
- Mud
- Marginal Vegetation
- Bare Ground
- Hardstanding
- Building
- Extent of Open Mosaic Habitat on Previously Developed Land
- Extent of Wetland Floodplain Mosaic (CFGM)
- Y Running Water (River Thames)
- | River Ebbsfleet
- Wet Ditch
- Dry Ditch
- + Fence
- ⊙ Target Note

client
London Resort Company Holdings Limited

project title
The London Resort

drawing title
Figure 12.4: Extended Phase 1 Habitat Survey (Sheet 11 of 11)

date	17 DECEMBER 2020	drawn by	GY
drawing number	edp5988_d054I	checked	JB
scale	1:5,000 @ A3	QA	JTF

